




***With the push of a button your foam pit is completely fluffed.  
What took hours and hours now takes just a few minutes!***



## Let's talk foam . . .

We all know you need to two things to maintain your foam pit effectiveness; good foam cubes, and frequent fluffing.



**Good foam, WITH corners, CAN be fluffed**

Good foam cubes have all their corners intact, so when it gets fluffed there's air space present between the cubes. Bad foam has lost its corners, when (and if) you fluff your pit it returns to it's pre-fluffed condition almost immediately.

Frequent fluffing helps the cubes retain their cube corners by relieving pressure that comes from compaction. Compaction caused by the overall weight of the foam pressing on the pieces at the bottom and sides and from repeated landings

In no time at all the foam at the bottom of your pit gets completely crushed, misshaped, and prone to moisture and mildew. The compacted foam, due to the weight of the pit and multiple landings, is dangerously firm. Impeding an athletes safe deceleration, the very reason for a pit in the first place. Most foam at the bottom never sees the light of day again and is altogether useless.

### What if it were easy to fluff your pit?

And not old school "easy", like 12 kids jumping in and throwing all the foam out and making a mess of everything. Not to mention breathing in all the, now airborne, unsanitary foam particles.


I mean **REALLY** easy.

And not just one or two times per year, I mean **EVERY DAY**, even **SEVERAL TIMES A DAY. YOU CAN!**

**Now, with the push of a button your foam pit is completely fluffed.**

**The Fast Fluff™ Pit Fluffing System.**

**What took hours and hours now takes just a few minutes!**



**Bad foam, NO corners, CANNOT be fluffed well**



**messy pit fluffing days are OVER!**

  
**fastfluff**  
pit fluffing systems

**Exclusively provided to you by GymCare**

Tim Darling  
Business Development

web [www.pitfluffer.com](http://www.pitfluffer.com)  
email [tim@pitfluffer.com](mailto:tim@pitfluffer.com)  
voice 215.990.1462

Rick Palumbo  
Business Development

web [www.pitfluffer.com](http://www.pitfluffer.com)  
email [rick@pitfluffer.com](mailto:rick@pitfluffer.com)  
voice 610.247.9134



GymCare is an Authorized AAI Dealer and exclusive distributor of the Patented Fast Fluff™ Pit Fluffing System and the Fast Fluff™ Vault Trainer

## Anatomy of a loose foam pit.

**Surface.** The cubes at the top are generally the best cubes, minus the occasional smiley face or name of a bored camper picked out. But something is different, the foam you purchased just 6 months ago, that overflowed the top, is now a foot or so below the surface. Where did it all go?

**Middle.** Foam at the middle: First place compression damage begins. Additionally, foam cubes are ripped and torn when old bars or boat paddles are inserted to pry them up. New foam quickly becomes ineffective and soon finds it home at the bottom of the pit.

**Bottom.** Foam at the bottom of your pit gets completely crushed, misshaped, and prone to moisture and mildew. The compacted foam, due to the weight of the pit and multiple landings, is dangerously firm. Impeding an athletes safe deceleration, the very reason for a pit in the first place. Most foam at the bottom never sees the light of day again and is altogether useless.

## The same loose foam pit using the PATENTED Fast Fluff™ Pit Fluffing System.

**A) Turn on your Fast Fluff™ Pit Fluffer:** Immediately your edges begin to rise to the surface. As the foam rises you can see how the miss-shaped foam at the bottom is gently lifted and begins to expand. Cubes begin to fall to both the center and the perimeter of your pit.

**B) The center area begins to rise, effectively bringing the bottom of the pit as high as four feet above the surface of the area.** Foam that was compressed at the bottom is now cascading down the sides. Foam that was at the side is spilling onto the floor. As much as 95% of the foam in the pit is now agitated and free of weight constraints.

*A side benefit of the Fast Fluff™ Pit Fluffing System, now vacuuming the pit has never been easier. Simply kick the foam aside and grab you shop vac. What was four or more feet below the surface is now inches from your feet.*

**C) Turn off the Fast Fluff™ System** and the weight of the foam decompresses your fluffer and the cubes sink back into the pit. Your foam cubes are now fully agitated and randomized. The foam cubes have begun a journey that will take them from the bottom of your pit to the center middle, to the center top and then off to the sides and down the edges and finally back to the center. When your foam cubes are decompressed and randomized they can retain their shape longer, giving you an effective landing surface and saving you money from having to frequently replace damaged cubes.

**With the push of a button your foam pit is completely fluffed.  
What took hours and hours now takes just a few minutes!**



Tim Darling  
Business Development


web [www.pitfluffer.com](http://www.pitfluffer.com)  
email [tim@pitfluffer.com](mailto:tim@pitfluffer.com)  
voice 215.990.1462

Rick Palumbo  
Business Development

web [www.pitfluffer.com](http://www.pitfluffer.com)  
email [rick@pitfluffer.com](mailto:rick@pitfluffer.com)  
voice 610.247.9134

### **The Fast Fluff™ Pit Fluffer is easy.**

Just press the button and in minutes your pit is fluffed. As an example, a 16' x 16' pit 4' deep took just 7 minutes. Imagine that in your gym.



### **The Fast Fluff™ Pit Fluffer is cleaner.**

The "Fast Fluff" gently raises and agitates the foam without sending particles that can affect breathing into the air. Cleaning out the bottom has never been easier. Simply inflate and use your vacuum tube to remove debris from the top of your pit that was formerly at the bottom of your pit.

### **The Fast Fluff™ Pit Fluffer is customized.**

The Fast Fluff deflection and randomizing fingers are strategically placed to get maximum agitation of the packed pieces at the base of your pit. Foam cubes that typically sit at the bottom of your pit for months are now circulated as often as you like.

### **The Fast Fluff™ Pit Fluffer is smart and safer.**

What's better to land in? A foam pit that hasn't been fluffed in 6 months and packed tight or a freshly fluffed foam pit? You don't need to be "Safety Certified" to answer that.

### **The Fast Fluff™ Pit Fluffer saves money.**

Frequently agitated foam retains its shape and effectiveness longer, reducing the need to replace cubes.

### **The Fast Fluff™ Pit Fluffer saves mats.**

Gyms regularly use the loose foam pit with a skill cushion on top. As the pit sinks they take other cushions from around the gym to raise the level. Fluffed pits only need one skill cushion on top to replicate a firmer landing, and when it gets pushed down, hit the button and it's fluffed again.

### **The Fast Fluff™ Pit Fluffer is fun.**

Turn it on and watch, it's awesome! Kids can't wait to jump in when it's done.

### **The Fast Fluff™ Pit Fluffer is long lasting.**

Well constructed in the USA. The "Fast Fluff Pit Fluffing System". Nothing to break or wear out. It simply lies at the bottom of your pit and works and works.

### **The Fast Fluff™ Pit Fluffer is AFFORDABLE.**

We can help those customers who like to spread out their gym improvement expenditures. GymCare works with Full Circle Financing to make every pit restoration and upgrade affordable. Easy monthly payments for the term that fits your gym's budget.

### **The Fast Fluff™ Pit Fluffer in your gym is comforting.**

To prepare for the worst, legally speaking, smart business owners document all preventative maintenance and the steps taken to ensure the existing equipment is functioning as originally designed. Now you can say with confidence, and make a record in your log book, that you fluff your pit EVERYDAY, demonstrating that you are a conscientious business owner that takes every precaution possible to ensure an effective landing surface.

### **The Patented Fast Fluff™ Pit Fluffing system. It really works!**



*Exclusively provided to you by GymCare*

Tim Darling  
Business Development

Rick Palumbo  
Business Development

web [www.pitfluffer.com](http://www.pitfluffer.com)  
email [tim@pitfluffer.com](mailto:tim@pitfluffer.com)  
voice 215.990.1462

web [www.pitfluffer.com](http://www.pitfluffer.com)  
email [rick@pitfluffer.com](mailto:rick@pitfluffer.com)  
voice 610.247.9134



*GymCare is an Authorized AAI Dealer and exclusive distributor of the Patented Fast Fluff™ Pit Fluffing System and the Fast Fluff™ Vault Trainer*



Randy Jepson

"After 12 years of continued use the foam in our pits were beginning to degrade and compress. Our pits were difficult to fluff to maintained a safe training situation. After installing the Fast Fluff pit fluffing system in our gym we can now fluff our pits in a few minutes. Simply by flipping a switch, we no longer need to worry about foam breaking down as quickly where replacement is costly. "

**Randy Jepson, Head Coach, Penn State University, PA**

"Keeping our pits safely fluffed is always a challenge, especially in our biggest pits. We run our Pit Fluffer once or twice a day and it makes all the difference. The job it does in the pit the size of ours is remarkable."

**John Roethlisberger & John Macready, Flip Fest Camp, TN**



John and John

"The purchase of the Pit Fluffing system last summer was one of the best investments I have made in 22 years of business! I Highly recommend the Pit Fluffing system as it is a great financial investment."

**Karen Myers, Owner/Director KMC Gymnastics, PA**

"The staff at the NAC love the pit fluffer. It is a great time saver and keeps the pit ready to use at a moments notice. It is so much more effective then the ways of the past. The system itself is durable, well designed, and easy to operate. Installation was prompt and well done. I would recommend this system to anyone with a pit. Thanks so much for an easy innovative solution to what would otherwise be a time consuming chore."

**The NAC coaching staff, Newtown, PA.**



Frank Kudlac

"What was once the hardest job in the gym is now the easiest thanks to the Pit Fluffer."

**Anthony Smith Owner, High Performance Gymnastics, PA**

"It does a really, really good job of fluffing the pit. My kids are happy that they don't have to do it. It makes my coaches even happier because they don't have to do it. All you have to do is push a button and your pit is 100% like it used to be from day 1. Here at Le Club Gymnastics we overt benefit from it everyday. I recommend it to every gym."

**Robert Laughton, Le Club Gymnastics, CA**

"I am proud to say we have the first pit fluffing system in the great state of Texas and once all my gym colleagues see it in action, I can bet they will want one for their own gyms!"

**Frank Kudlac, Owner, Achievers Gymnastics and Cheer, TX**



Justin Spring

"The pit fluffier system is a life savior. As we all know how much time it takes to fluff the pits. This takes only a few minutes. I have not had to replace my foam like I was before we added the Pit Fluffing system."

**Peggy Hoffman, Countryside YMCA, OH**

"We use our Pit Fluffer multiple times a week. Pit fluffing takes so much time and is very cumbersome. We have a very safe pit for our athletes to train in every day with almost no time wasted at all. Thank you!"

**Justin Spring, Head Men's Gymnastics Coach, University of Illinois**



Exclusively provided to you by GymCare [www.pitfluffer.com](http://www.pitfluffer.com)

Tim Darling  
Business Development

web [www.pitfluffer.com](http://www.pitfluffer.com)  
email [tim@pitfluffer.com](mailto:tim@pitfluffer.com)  
voice 215.990.1462

Rick Palumbo  
Business Development

web [www.pitfluffer.com](http://www.pitfluffer.com)  
email [rick@pitfluffer.com](mailto:rick@pitfluffer.com)  
voice 610.247.9134

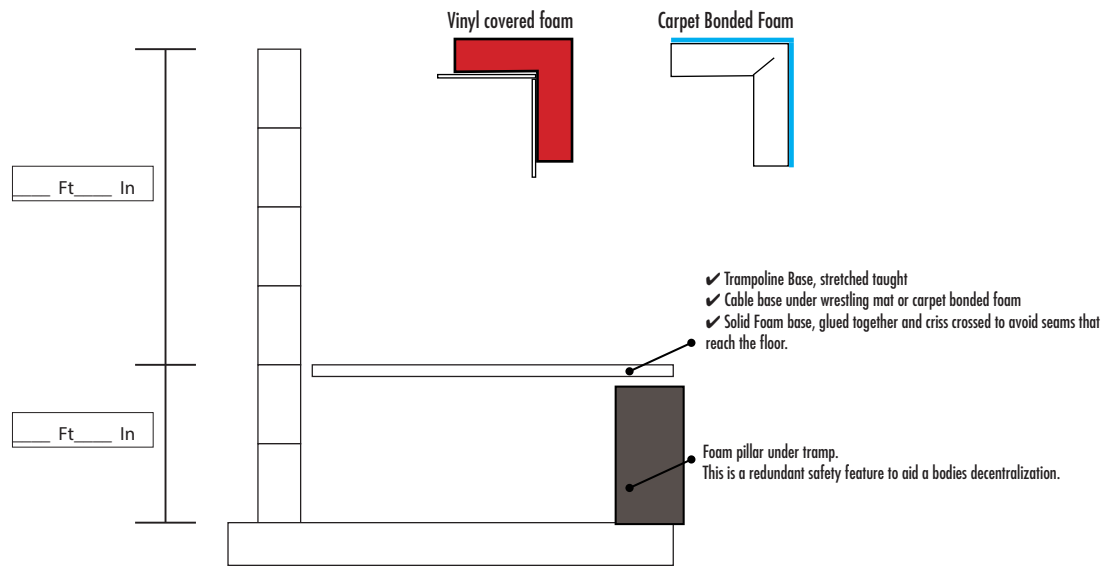


GymCare is an Authorized AAI Dealer and exclusive distributor of the Patented Fast Fluff™ Pit Fluffing System and the Fast Fluff™ Vault Trainer

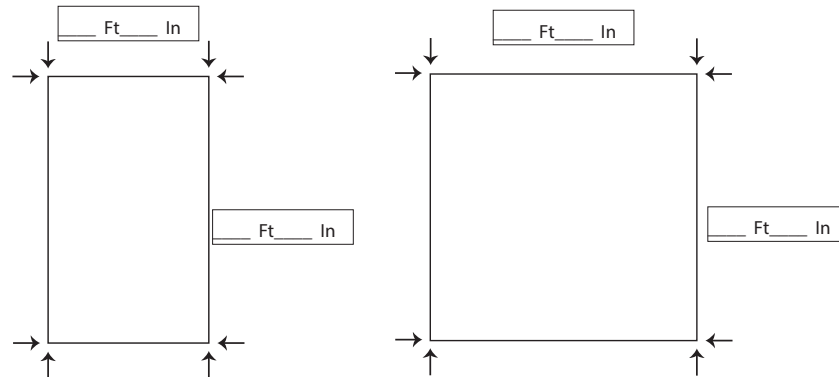
## GymCare "Pit Fluffer" existing pit dimensions worksheet

It simply takes a few ingredients to make the Fast Fluff Pit Fluffing "System" work

- \*) Good foam. Good foam has corners on the foam cubes that allow them to lean randomly adjacent to one another. The combination of foam and air space between the cubes helps a moving body to decelerate gently. Which is why we love landing in foam pits in the first place, right?
- \*) Well constructed side walls and edge padding. This is an important feature since the Pit Fluffer attaches to the pit edging. This stops the foam cubes from working their way alongside and underneath the Pit Fluffer air bladder.
- \*) A firm base: This could be a taught trampoline base that does not sag in the middle, a solid foam base where the foam slabs are glued together, or a cable system that has carpet bonded foam or wrestling mat over top. This is very important since, as the air bladder fills up, the confines of the solid side walls and solid base force the air bladder to blow "UP". Which in turn, lifts the foam up and randomly agitates the cubes making a "fluffed" pit.



### Make the location of blowers with an "X"



Exclusively provided to you by GymCare

Tim Darling  
Business Development

Rick Palumbo  
Business Development

web [www.pitfluffer.com](http://www.pitfluffer.com)  
email [tim@pitfluffer.com](mailto:tim@pitfluffer.com)  
voice 215.990.1462

web [www.pitfluffer.com](http://www.pitfluffer.com)  
email [rick@pitfluffer.com](mailto:rick@pitfluffer.com)  
voice 610.247.9134



GymCare is an Authorized AAI Dealer and exclusive distributor of the Patented Fast Fluff™ Pit Fluffing System and the Fast Fluff™ Vault Trainer